

# BOLETÍN DE EJECUCIÓN PRESUPUESTAL

REPORTE ESPECIFICO SUBSECRETARIA  
DE GESTION INSTITUCIONAL

FECHA DE CORTE  
31/01/2022

Elaboró : Edgar B. Silva G. – Profesional Especializado Oficina de Presupuesto  
Revisó : Deyder M. Mengual P. – Jefe Oficina de Presupuesto.  
Aprobó : Leonardo A. Castiblanco P. – Director Financiero.



# EJECUCIÓN PRESUPUESTAL VIGENCIA (PRESUPUESTO TOTAL\*‡)

| SUBSECRETARÍA            | Vigente<br>(1)   | Ejecutado<br>(2) | % Ejecución<br>(3)=(2/1) | Saldo por<br>Comprometer<br>(4)=(1-2) | Giro<br>(Presupuestal)<br>(5) | Saldo por<br>Girar (6)=(2-5) | % Giro<br>(7)=(5/1) |
|--------------------------|------------------|------------------|--------------------------|---------------------------------------|-------------------------------|------------------------------|---------------------|
| <b>FUNCIONAMIENTO</b>    | <b>122,615</b>   | <b>20,904</b>    | <b>17.05%</b>            | <b>101,711</b>                        | <b>4,281</b>                  | <b>16,623</b>                | <b>3.49%</b>        |
| <b>INVERSIÓN</b>         | <b>4,812,128</b> | <b>892,936</b>   | <b>18.56%</b>            | <b>3,919,192</b>                      | <b>161,297</b>                | <b>731,639</b>               | <b>3.35%</b>        |
| ACCESO                   | 1,382,329        | 175,408          | 12.69%                   | 1,206,921                             | 0                             | 175,408                      | 0.00%               |
| GESTIÓN                  | 3,205,181        | 612,155          | 19.10%                   | 2,593,026                             | 160,885                       | 451,270                      | 5.02%               |
| INTEGRACIÓN              | 52,791           | 16,686           | 31.61%                   | 36,105                                | 412                           | 16,274                       | 0.78%               |
| CALIDAD                  | 171,827          | 88,686           | 51.61%                   | 83,141                                | 0                             | 88,686                       | 0.00%               |
| <b>TOTAL PRESUPUESTO</b> | <b>4,934,743</b> | <b>913,840</b>   | <b>18.52%</b>            | <b>4,020,903</b>                      | <b>165,578</b>                | <b>748,262</b>               | <b>3.36%</b>        |



30% AL 100%



10% AL 30%



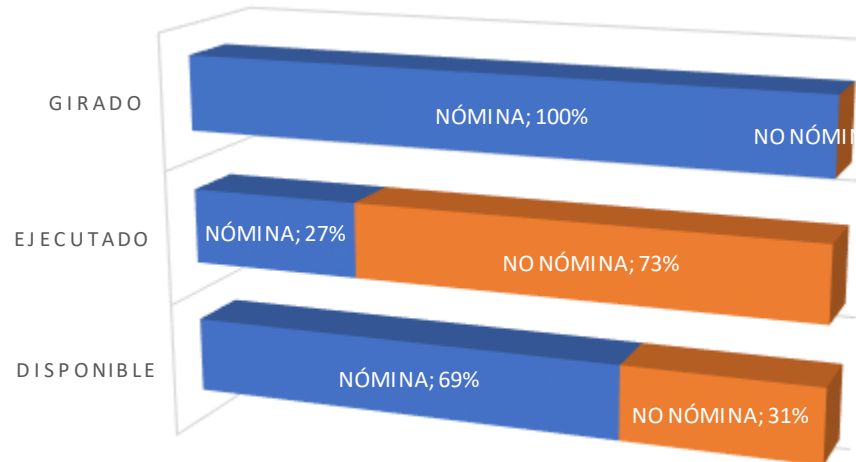
0% AL 10%



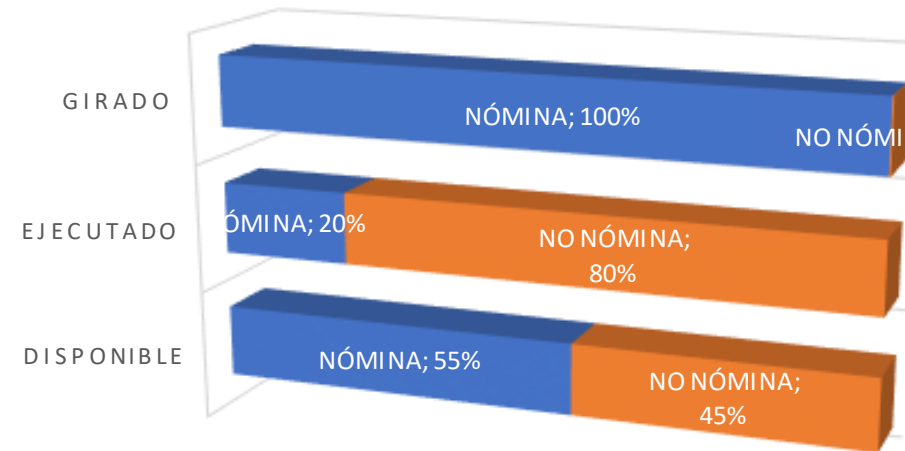
# EJECUCIÓN PRESUPUESTAL VIGENCIA (DESAGREGADO NÓMINA\*‡)

| SUBSECRETARÍA            | Vigente (1)      | Ejecutado (2)  | % Ejecución (3)=(2/1) | Saldo por Comprometer (4)=(1-2) | Giro (Presupuestal) (5) | Saldo por Girar (6)=(2-5) | % Giro (7)=(5/1) |
|--------------------------|------------------|----------------|-----------------------|---------------------------------|-------------------------|---------------------------|------------------|
| <b>FUNCIONAMIENTO</b>    | <b>122,615</b>   | <b>20,904</b>  | <b>17.05%</b>         | <b>101,711</b>                  | <b>4,281</b>            | <b>16,623</b>             | <b>3.49%</b>     |
| GASTOS PERSONAL          | 85,054           | 5,680          | 6.68%                 | 79,374                          | 4,281                   | 1,399                     | 5.03%            |
| OTROS GASTOS DE FU       | 37,561           | 15,224         | 40.53%                | 22,337                          | 0                       | 15,224                    | 0.00%            |
| <b>INVERSIÓN</b>         | <b>4,812,128</b> | <b>892,936</b> | <b>18.56%</b>         | <b>3,919,192</b>                | <b>161,297</b>          | <b>731,639</b>            | <b>3.35%</b>     |
| ACCESO                   | 1,382,329        | 175,408        | 12.69%                | 1,206,921                       | 0                       | 175,408                   | 0.00%            |
| GESTIÓN                  | 3,205,181        | 612,155        | 19.10%                | 2,593,026                       | 160,885                 | 451,270                   | 5.02%            |
| NÓMINA                   | 2,661,209        | 177,289        | 6.66%                 | 2,483,921                       | 160,885                 | 16,404                    | 6.05%            |
| NO NÓMINA                | 543,972          | 434,867        | 79.94%                | 109,105                         | 0                       | 434,867                   | 0.00%            |
| INTEGRACIÓN              | 52,791           | 16,686         | 31.61%                | 36,105                          | 412                     | 16,274                    | 0.78%            |
| CALIDAD                  | 171,827          | 88,686         | 51.61%                | 83,141                          | 0                       | 88,686                    | 0.00%            |
| <b>TOTAL PRESUPUESTO</b> | <b>4,934,743</b> | <b>913,840</b> | <b>18.52%</b>         | <b>4,020,903</b>                | <b>165,578</b>          | <b>748,262</b>            | <b>3.36%</b>     |

## FUNCIONAMIENTO

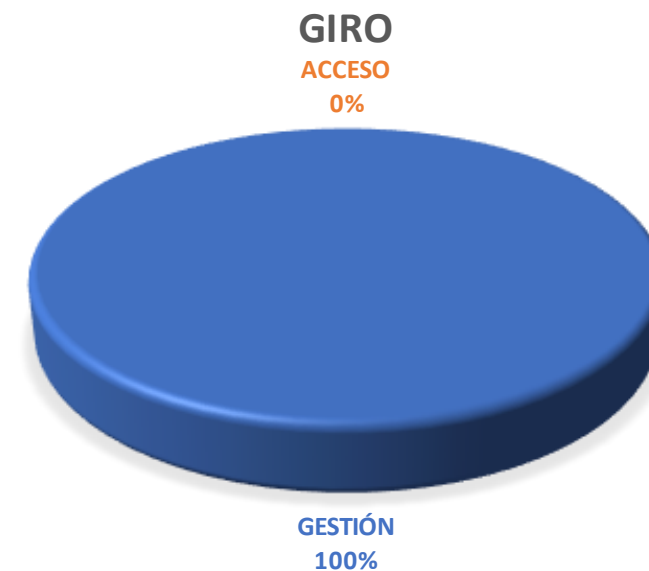
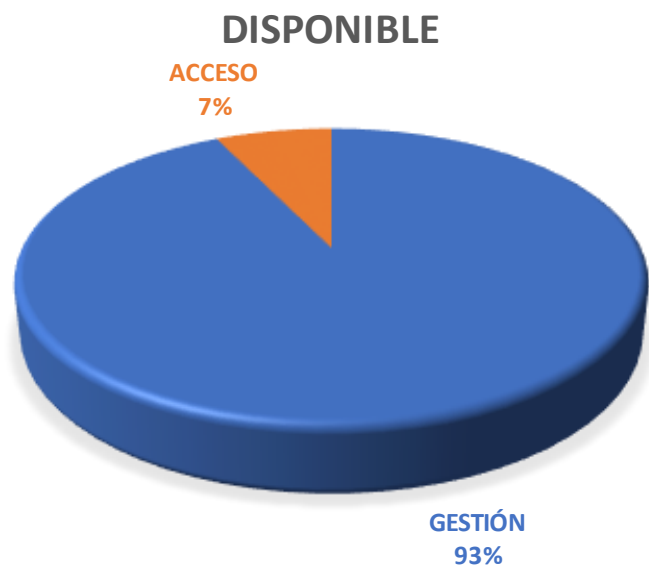


## INVERSIÓN



# EJECUCIÓN PRESUPUESTAL VIGENCIA (FUNCIONAMIENTO<sup>±</sup>)

| SUBSECRETARÍA               | Vigente<br>(1) | Ejecutado<br>(2) | % Ejecución<br>(3)=(2/1) | Saldo por<br>Comprometer<br>(4)=(1-2) | Giro<br>(Presupuestal)<br>(5) | Saldo por<br>Girar (6)=(2-5) | % Giro<br>(7)=(5/1) |
|-----------------------------|----------------|------------------|--------------------------|---------------------------------------|-------------------------------|------------------------------|---------------------|
| FUNCIONAMIENTO ACCESO       | 8,819          | 0                | 0%                       | 8,819                                 | 0                             | 0                            | 0%                  |
| FUNCIONAMIENTO GESTIÓN      | 113,796        | 20,904           | 18%                      | 92,892                                | 4,281                         | 16,623                       | 4%                  |
| <b>TOTAL FUNCIONAMIENTO</b> | <b>122,615</b> | <b>20,904</b>    | <b>17%</b>               | <b>101,711</b>                        | <b>4,281</b>                  | <b>16,623</b>                | <b>3%</b>           |



# EJECUCIÓN RESERVA

| SUBSECRETARÍA                   | Reserva Constituida (1) | Anulaciones (2) | Giro (3)     | Saldo (4)=(1-2-3) | % Gestión (5)=100%-(4/1) | Meta Mes |
|---------------------------------|-------------------------|-----------------|--------------|-------------------|--------------------------|----------|
| ACCESO                          | 525,556                 | 0               | 0            | 525,556           | 0.00%                    | 0.00%    |
| GESTIÓN                         | 121,588                 | 0               | 3,242        | 118,346           | 2.67%                    | 0.00%    |
| INTEGRACIÓN                     | 17,544                  | 0               | 0            | 17,544            | 0.00%                    | 0.00%    |
| CALIDAD                         | 21,982                  | 0               | 0            | 21,982            | 0.00%                    | 0.00%    |
| <b>SUB TOTAL INVERSIÓN</b>      | <b>686,671</b>          | <b>0</b>        | <b>3,242</b> | <b>683,429</b>    | <b>0.47%</b>             |          |
| ACCESO                          | 0                       | 0               | 0            | 0                 | 0.00%                    | 0.00%    |
| GESTIÓN                         | 7,700                   | 0               | 0            | 7,700             | 0.00%                    | 0.00%    |
| <b>SUB TOTAL FUNCIONAMIENTO</b> | <b>7,700</b>            | <b>0</b>        | <b>0</b>     | <b>7,700</b>      | <b>0.00%</b>             |          |
| <b>TOTAL</b>                    | <b>694,372</b>          | <b>0</b>        | <b>3,242</b> | <b>691,129</b>    | <b>0.47%</b>             |          |



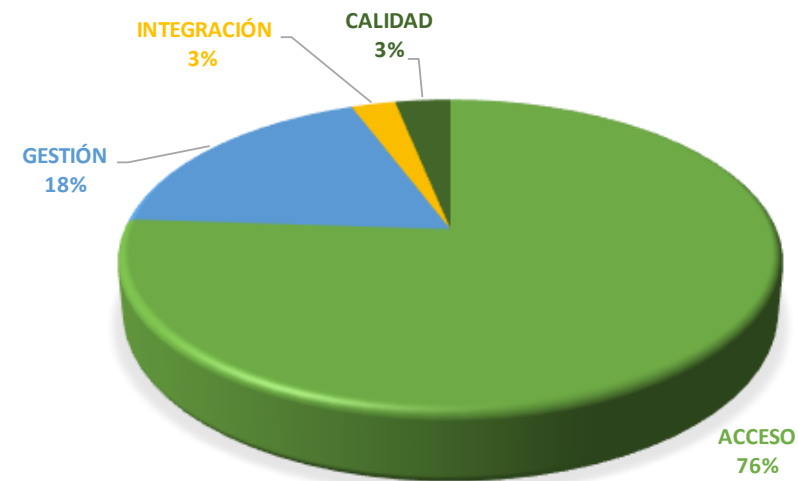
30% AL 100%



10% AL 30%



0% AL 10%



La columna "Meta Mes" indica la ejecución acumulada programada por cada subsecretaría a la fecha de corte del reporte.

Fuente: Ejecución Presupuestal BogData, (\*) Cifras en Millones de Pesos



# PASIVO EXIGIBLE -RESUMEN POR VIGENCIAS

| SUBSECRETARÍA                | VIGENCIA DE CONSTITUCIÓN | VALOR DEL PASIVO AL 01 01 2022 | ANULACIONES 2022 | GIROS 2022 | SALDO 2022     | % GESTIÓN    |
|------------------------------|--------------------------|--------------------------------|------------------|------------|----------------|--------------|
| SUB GESTIÓN INSTITUCIONAL    | 2010                     | 15                             | 0                | 0          | 15             | 0.00%        |
|                              | 2022                     | 1,053                          | 0                | 0          | 1,053          | 0.00%        |
| <b>TOTAL PASIVOS GESTIÓN</b> |                          | <b>1,068</b>                   | <b>0</b>         | <b>0</b>   | <b>1,068</b>   | <b>0.00%</b> |
| SUB. ACCESO Y PERMANENCIA    | 2017                     | 7                              | 0                | 0          | 7              | 0.00%        |
|                              | 2019                     | 3,256                          | 0                | 0          | 3,256          | 0.00%        |
|                              | 2020                     | 4,241                          | 0                | 0          | 4,241          | 0.00%        |
|                              | 2021                     | 55,180                         | 0                | 0          | 55,180         | 0.00%        |
|                              | 2022                     | 91,959                         | 0                | 0          | 91,959         | 0.00%        |
| <b>TOTAL PASIVOS ACCESO</b>  |                          | <b>154,644</b>                 | <b>0</b>         | <b>0</b>   | <b>154,644</b> | <b>0.00%</b> |
| SUB. CALIDAD Y PERTINENCIA   | 2021                     | 110                            | 0                | 0          | 110            | 0.00%        |
|                              | 2022                     | 909                            | 0                | 0          | 909            | 0.00%        |
| <b>TOTAL PASIVOS CALIDAD</b> |                          | <b>1,019</b>                   | <b>0</b>         | <b>0</b>   | <b>1,019</b>   | <b>0.00%</b> |
| <b>TOTAL PASIVOS 2022</b>    |                          | <b>156,730</b>                 | <b>0</b>         | <b>0</b>   | <b>156,730</b> | <b>0.00%</b> |



# SUBSECRETARIA DE GESTION INSTITUCIONAL

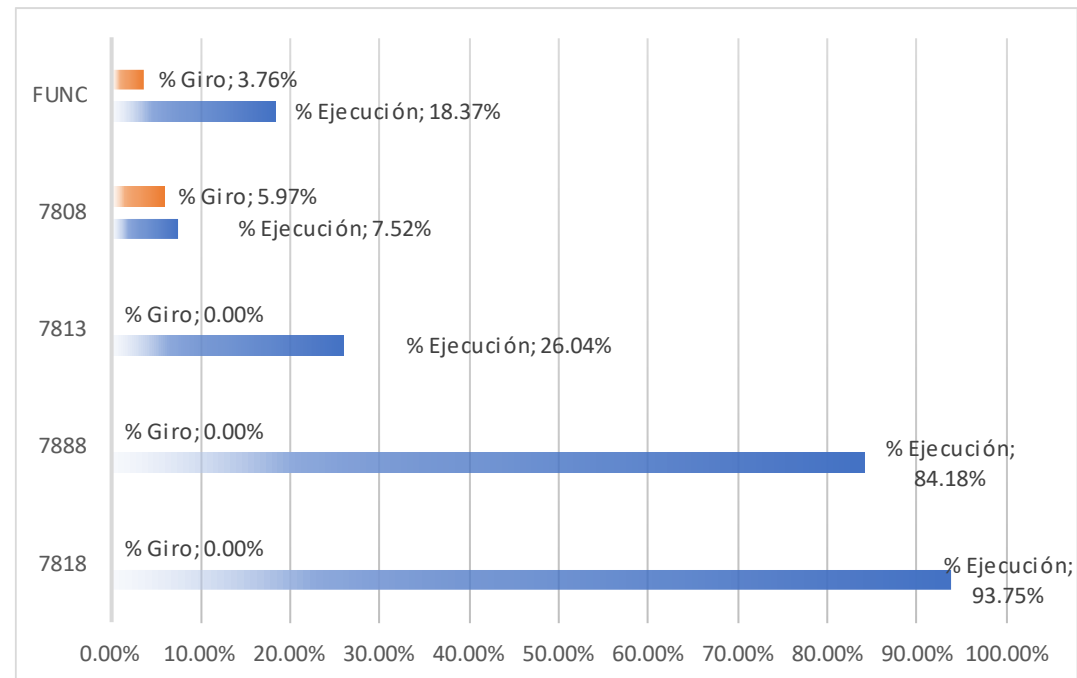


SECRETARÍA DE  
EDUCACIÓN



# EJECUCIÓN PRESUPUESTAL VIGENCIA UN NUEVO CONTRATO SOCIAL Y AMBIENTAL\*‡

| Proyecto                      | Disponible<br>(1) | CDP<br>(2)       | CRP<br>(3)     | % Ejecución<br>(4)=(3/1) | Saldo por<br>Comprometer | GIROS<br>(5)   | Saldo por<br>Girar | G/D<br>(6)=(5/1) |
|-------------------------------|-------------------|------------------|----------------|--------------------------|--------------------------|----------------|--------------------|------------------|
| 7818                          | 400,092           | 375,501          | 375,095        | 93.75%                   | 24,997                   | 0              | 375,095            | 0.00%            |
| 7888                          | 10,398            | 8,915            | 8,753          | 84.18%                   | 1,645                    | 0              | 8,753              | 0.00%            |
| 7813                          | 97,653            | 36,378           | 25,433         | 26.04%                   | 72,220                   | 0              | 25,433             | 0.00%            |
| 7808                          | 2,697,038         | 1,199,380        | 202,873        | 7.52%                    | 2,494,164                | 160,885        | 41,988             | 5.97%            |
| NÓMINA                        | 2,661,209         | 1,173,300        | 177,289        | 6.66%                    | 2,483,921                | 160,885        | 16,404             | 6.05%            |
| NÓMINA RP                     | 299,811           | 116,552          | 22,959         | 7.66%                    | 276,852                  | 19,710         | 3,249              | 6.57%            |
| NÓMINA SGP                    | 2,361,398         | 1,056,748        | 154,330        | 6.54%                    | 2,207,069                | 141,175        | 13,155             | 5.98%            |
| NO NÓMINA                     | 35,828            | 26,080           | 25,585         | 71.41%                   | 10,243                   | 0              | 25,585             | 0.00%            |
| <b>GESTIÓN INVERSIÓN</b>      | <b>3,205,181</b>  | <b>1,620,174</b> | <b>612,155</b> | <b>19.10%</b>            | <b>2,593,026</b>         | <b>160,885</b> | <b>451,270</b>     | <b>5.02%</b>     |
| <b>GESTIÓN FUNCIONAMIENTO</b> | 113,796           | 62,965           | 20,904         | 18.37%                   | 92,892                   | 4,281          | 16,623             | 3.76%            |
| <b>TOTAL GESTIÓN</b>          | <b>3,318,977</b>  | <b>1,683,138</b> | <b>633,059</b> | <b>19.07%</b>            | <b>2,685,918</b>         | <b>165,166</b> | <b>467,893</b>     | <b>4.98%</b>     |

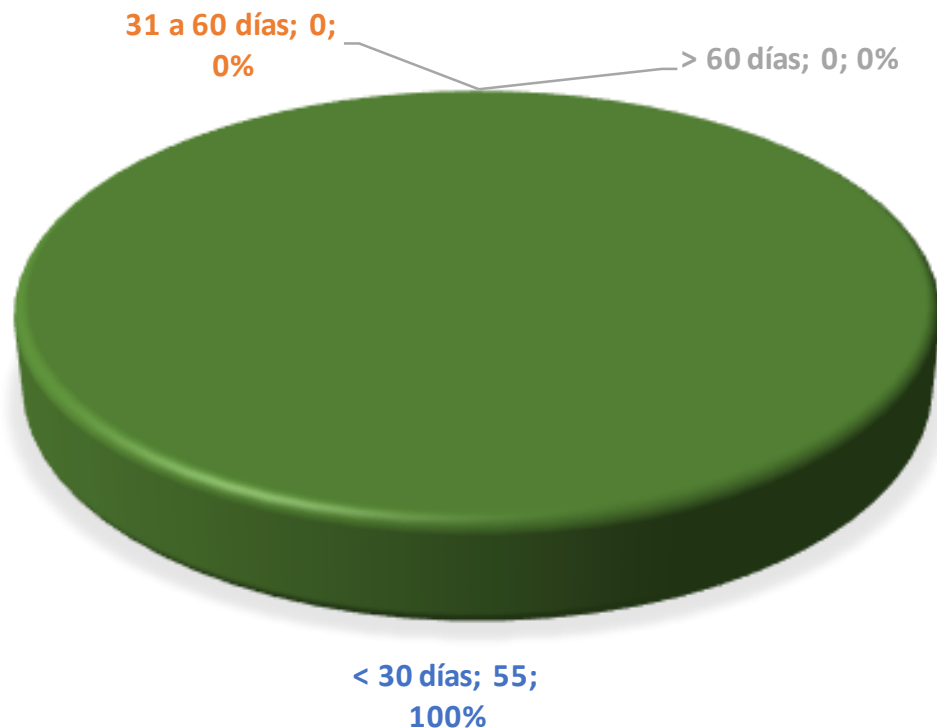


Fuente: Ejecución Presupuestal BogData-(\*) Cifras en Millones de Pesos, (‡)



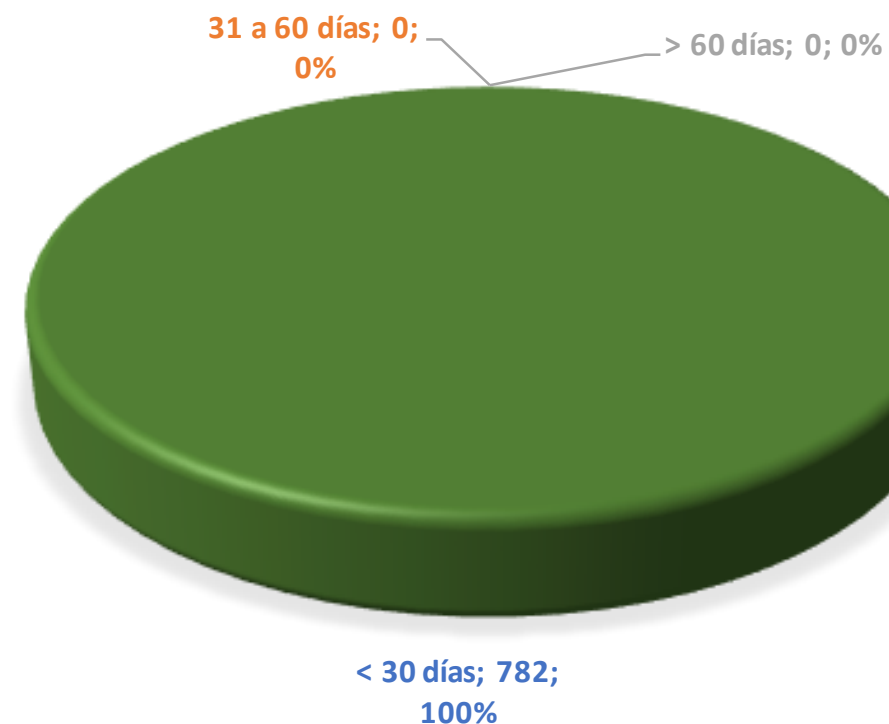
# CRP Y CDP SIN GESTIÓN (ANULACIÓN/PAGO)

## CDP SIN GESTIÓN



| GRUPO        | CDP CON SALDO | VALOR POR COMPROMETER |
|--------------|---------------|-----------------------|
| < 30 días    | 55            | \$ 228,741            |
| 31 a 60 días | 0             | \$ -                  |
| > 60 días    | 0             | \$ -                  |

## CRP SIN GESTIÓN



| GRUPO        | CRP CON SALDO | VALOR POR GIRAR |
|--------------|---------------|-----------------|
| < 30 días    | 782           | \$ 465,072      |
| 31 a 60 días | 0             | \$ -            |
| > 60 días    | 0             | \$ -            |

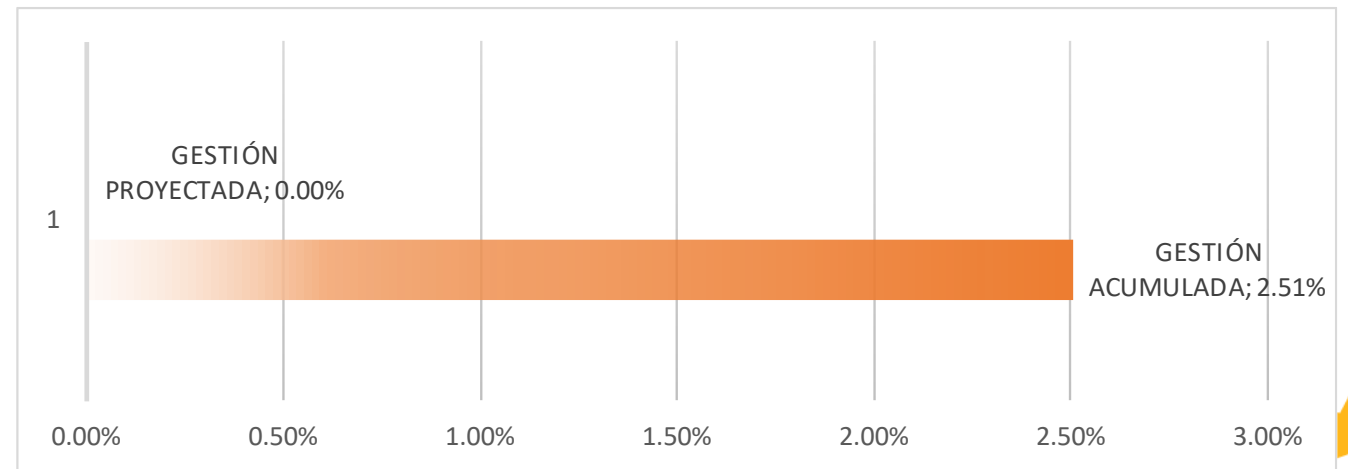
# EJECUCIÓN RESERVA

| GESTIÓN INSTITUCIONAL                            | Reserva Constituida (1) | Anulaciones (2) | Giro (3)     | Saldo (4)=(1-2-3) | % Gestión (5)=100%-(4/1) |
|--|-------------------------|-----------------|--------------|-------------------|--------------------------|
| 7808 - Administración del talento humano al se   | 13,719                  | 0               | 3,242        | 10,477            | 23.63%                   |
| 7813 - Innovación y modernización de la plataf   | 49,310                  | 0               | 0            | 49,310            | 0.00%                    |
| 7818 - Fortalecimiento institucional para la ges | 57,288                  | 0               | 0            | 57,288            | 0.00%                    |
| 7888 - Fortalecimiento de políticas del modelo   | 1,271                   | 0               | 0            | 1,271             | 0.00%                    |
| <b>Sub total Inversión GESTIÓN</b>               | <b>121,588</b>          | <b>0</b>        | <b>3,242</b> | <b>118,346</b>    | <b>2.67%</b>             |
| Funcionamiento                                   | 7,700                   | 0               | 0            | 7,700             | 0.00%                    |
| <b>Total GESTION</b>                             | <b>129,289</b>          | <b>0</b>        | <b>3,242</b> | <b>126,046</b>    | <b>2.51%</b>             |

**META MES DE :**

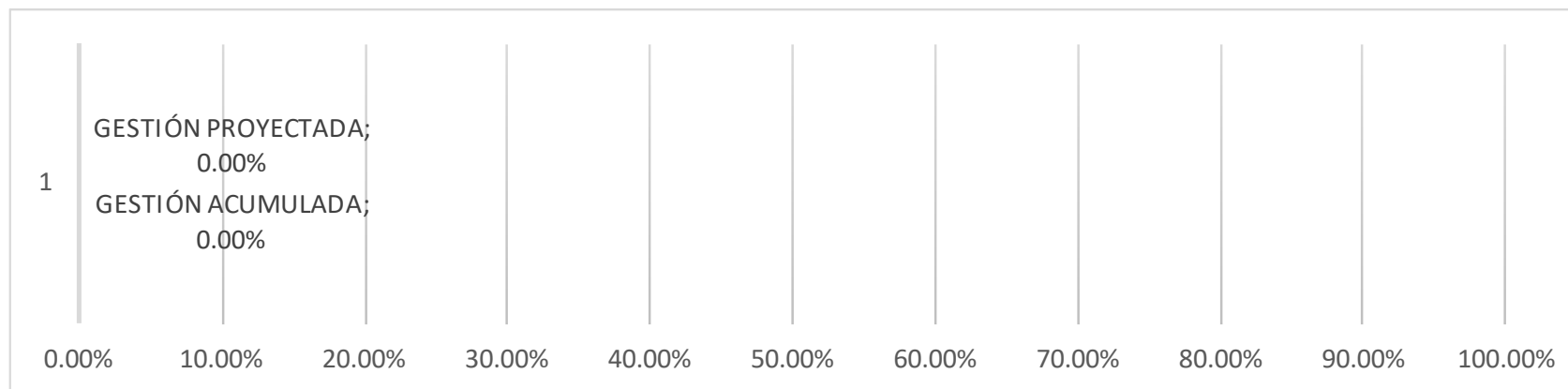
**META MES DE ENERO : 0.00%**

**META MES DE FEBRERO : 0.00%**



# PASIVOS EXIGIBLES

| SUBSECRETARÍA                | VIGENCIA DE CONSTITUCIÓN | VALOR DEL PASIVO AL 01 01 2022 | ANULACIONES 2022 | GIROS 2022 | SALDO 2022   | % GESTIÓN   |
|------------------------------|--------------------------|--------------------------------|------------------|------------|--------------|-------------|
| SUB GESTIÓN INSTITUCIONAL    | 2010                     | 15                             | 0                | 0          | 15           | 0.00%       |
|                              | 2022                     | 1,053                          | 0                | 0          | 1,053        | 0.00%       |
| <b>TOTAL PASIVOS GESTIÓN</b> |                          | <b>1,068</b>                   | <b>0</b>         | <b>0</b>   | <b>1,068</b> | <b>0.00</b> |



|                              |              |
|------------------------------|--------------|
| <b>META MES DE :</b>         | <b>0.00%</b> |
| <b>META MES DE ENERO :</b>   | <b>0.00%</b> |
| <b>META MES DE FEBRERO :</b> | <b>0.00%</b> |